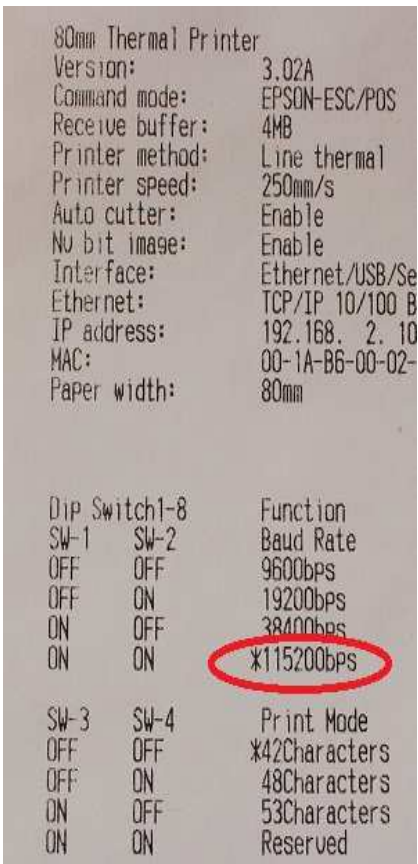


## How to set the wifi printer

Check the printer baud rate setting:



the printer baud rate should be 115200,


check this item on the printer selftest page

how to get self-test page?

a) turn off the printer;

b) hold on the feed button and turn on the printer in the meantime, the printer will print out selftest page.

The Dip switch is located on the bottom of the printer.



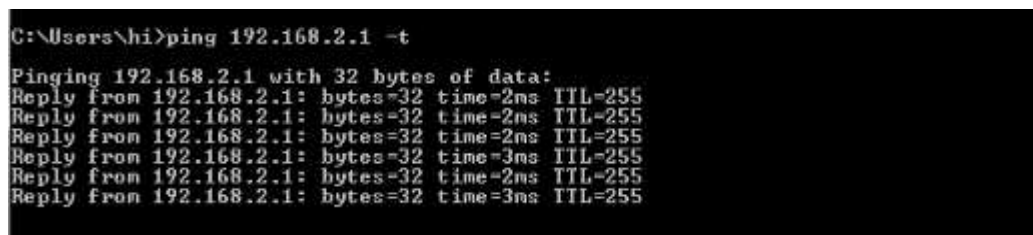
1) Default SSID: Simple-Wifi



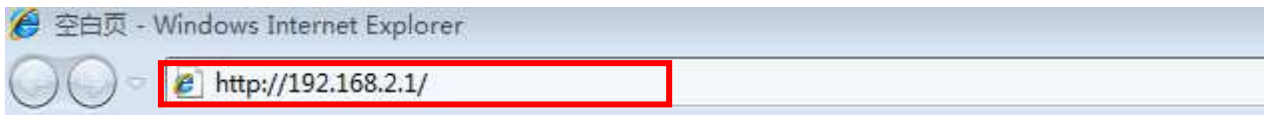
After connecting this SSID,

You can check the connection by inputting ping command  
windows start>run>ping 192.168.2.1 -t

If it's ok, then you can see a picture as below figure:

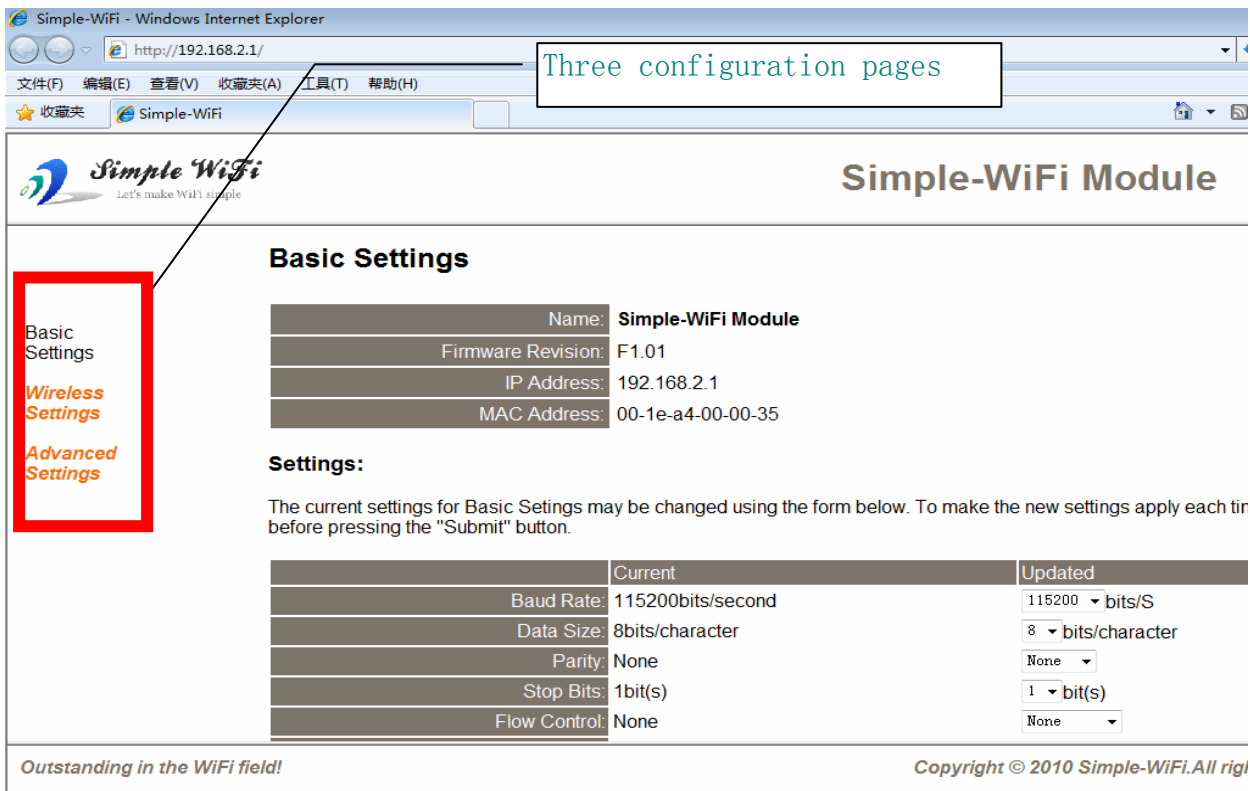


2) Open a web browser, Input the default IP;



3) Input user name and password;

Default user name:admin  
Default password:123456



**a) Basic settings: (the red items are fixed setting for the wifi printer)**

Flow Control: Hardware

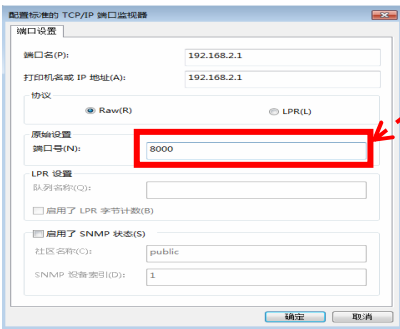
Local Port Number: default port number is 8000, you can change this item which should match with your software

or printer driver, the printer driver default port is 9100;

No change for other items;

	Current	Updated
Baud Rate:	115200bits/second	115200 bits/S
Data Size:	8bits/character	8 bits/character
Parity:	None	None
Stop Bits:	1bit(s)	1 bit(s)
Flow Control:	Hardware	Hardware
Local Port Number:	8000	9100 (range <1000, 65535> or 0 indicate random )
Remote Port Number:	N/A	60000

port setting in printer driver



**b) Wireless settings:**

Default setting is used as a server,

If you want to add it to a wifi router, you should change the wifi SSID to the same name as your wifi router and set Network Mode to Infra(STA)

	Current	Updated
SSID:	Simple-WiFi	Simple-WiFi
Channel:	1	Auto
Network Mode:	Infra(AP)	Infra(STA)
Wireless Mode:	b/g	Infra(AP)
Rate:	Auto	Infra(AP)
Encryption:	Disable	AdhocCreate
Key Format:	N/A	Disable
Key Index:	N/A	HEX
Encryption Key:	N/A	1
AP BSSID Filter:	00-00-00-00-00-00	000000000000 (0 indicate Auto)
Wireless Roam:	Disable	Disable

### c)Advanced Settings

**Advanced Settings**

*Basic Settings*

*Wireless Settings*

Advanced Settings

Name:	Simple-WiFi Module
Firmware Revision:	F1.01
IP Address:	192.168.2.1
MAC Address:	00-1e-a4-00-00-35

**IP Address Selection**

Address Type:	Static IP
Static IP Address:	192 . 168 . 2 . 1
Subnet Mask:	255 . 255 . 255 . 0
Default Gateway:	192 . 168 . 2 . 1
DNS Server:	192 . 168 . 2 . 1

Update Settings

Static IP & DHCP are optional.

Reboot the printer, new wifi setting will work.

